

NAV update as of 31 May 2016*	
Monthly net return (estimate)	0.00%
Latest NAV in USD (estimate)	19.31
Year to date performance (estimate)	-2.62%
Cumulative net return (estimate)	199.76%
Annualised net return (estimate)	5.82%
Annualised standard deviation	5.27%
Sharpe ratio ¹⁾	0.44
Correlation to MSCI World index	0.50
Correlation to JPM Global Bond index	-0.08

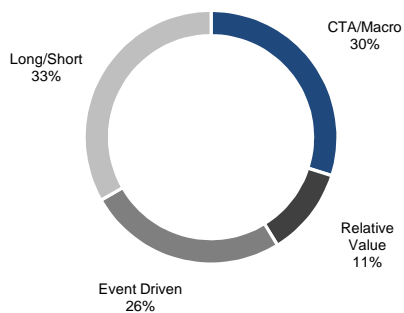
Share price as of 31 May 2016	
Price in USD (SIX Swiss Exchange)	16.40
Year to date net return in USD (SIX)	0.92%
Price in CHF (SIX)	16.50
Year to date price return in CHF (SIX)	-0.30%
Premium / discount (to USD price)*	-15.07%

Other information	
Net asset value (USD million)	186.31
Degree of investment	100%
USD/CHF exchange rate	0.9931

All annualised and cumulative statistics are for the period commencing Jan 1997.

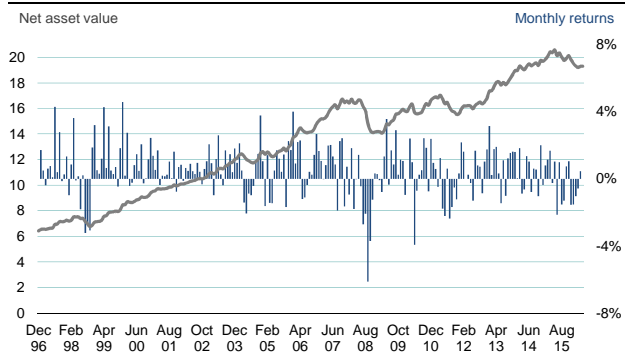
¹⁾ A risk free rate of 3.5% is used for calculation purposes.

Style allocation as of 31 May 2016 (32 Holdings)



The allocations above take into account that a single underlying investment can have exposure to multiple styles and have been rebased to reflect underlying fund investments only.

NAV performance in USD (from Jan 1997 to May 2016)*



Monthly net returns (%), NAV in USD (from January 1997 to May 2016)*

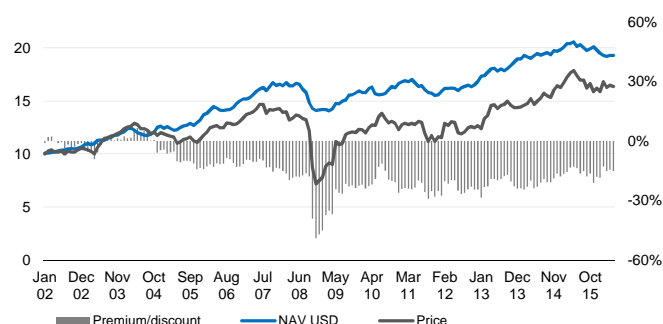
	Jan	Feb	Mar	Apr	May	Jun	Jul	Aug	Sep	Oct	Nov	Dec	YTD	MSCI World	JPM GBI
2016	-1.51	-1.02	-0.57	0.47	0.00								-2.62	1.12	4.33
2015	0.81	1.31	1.49	-0.20	1.03	-2.14	0.99	-1.52	-1.30	0.76	1.05	-1.54	0.66	2.57	1.35
2014	0.05	1.84	-0.88	-0.63	1.37	1.04	-0.77	0.62	0.51	-1.07	2.07	-0.35	3.85	10.31	8.48
2013	3.15	0.23	1.78	1.92	0.33	-1.44	1.12	-1.00	1.23	1.55	1.63	1.61	12.72	29.39	-0.35
2012	2.18	1.63	0.00	0.25	-0.25	-1.30	1.69	0.80	0.73	-0.85	1.04	1.75	7.88	16.48	4.20
2011	0.96	0.59	-0.47	1.25	-1.76	-2.21	0.61	-2.37	-1.68	-0.51	-1.21	0.32	-6.36	-4.93	6.17
2010	-0.94	0.00	2.41	0.99	-3.92	-0.70	0.26	0.51	2.42	1.86	-0.73	2.40	4.45	11.03	4.24
2009	0.29	-0.08	-0.77	1.35	3.57	-0.34	1.70	0.87	2.91	0.26	1.15	1.08	12.56	27.09	0.72
2008	-0.93	1.83	-1.79	-0.02	1.43	-0.43	-2.70	-2.07	-6.12	-3.70	-1.24	0.32	-14.61	-38.06	9.42
2007	1.07	-0.01	0.82	1.98	2.03	1.34	0.87	-1.89	2.25	2.43	-1.63	0.73	10.34	6.13	5.99
2006	4.01	0.92	2.20	2.30	-1.19	-1.10	-0.35	0.42	0.25	1.44	2.67	1.66	13.91	17.47	3.09
2005	-1.62	1.42	-1.43	-1.45	0.50	1.71	1.20	0.43	1.46	-1.68	2.25	1.73	4.49	16.65	4.97
2004	0.96	2.13	0.51	-1.41	-2.05	-0.88	-0.97	-0.42	1.00	1.49	3.78	1.06	5.17	11.52	4.88
2003	2.06	0.95	-0.97	1.19	2.60	0.27	-0.38	1.71	0.83	1.47	0.41	1.82	12.57	25.04	2.09
2002	0.85	-0.10	0.65	0.48	0.91	0.46	0.29	0.96	0.43	-0.31	0.59	1.06	6.44	-24.38	8.40
2001	1.38	0.54	1.70	-0.35	0.20	0.16	0.25	1.04	0.05	1.62	-0.76	0.71	6.71	-13.69	6.15
2000	0.19	2.75	-0.42	-0.23	0.82	1.47	0.49	2.07	-0.26	0.04	1.16	2.45	10.98	-8.17	10.80
1999	0.53	0.31	1.20	4.27	0.66	3.13	0.51	0.30	0.72	-0.45	1.84	4.59	18.93	30.96	0.68
1998	-0.96	0.87	3.63	-0.08	0.15	-1.80	0.22	-3.22	-2.69	-3.06	1.88	3.21	-2.11	22.68	11.45
1997	1.72	0.51	-0.37	0.61	0.77	0.10	4.30	0.41	2.79	-0.12	0.28	1.34	12.95	24.78	10.84

Before September 1999, CAI (Overseas) Ltd. pro-forma performance numbers are used (real numbers adjusted for currency hedging, net of management fee and performance fee but gross of cost on CAI AG level)

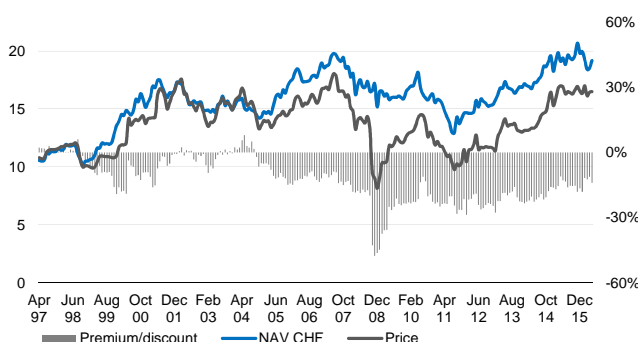
Source: LGT CP / Bloomberg

Please see disclaimer on the last page of this document.

Net asset value, price and premium/discount
Listing to May 2016*, in USD



Net asset value, price and premium/discount
Listing to May 2016*, in CHF



Key facts

Investment manager

LGT Capital Partners (Ireland)

Investment adviser

LGT Capital Partners

Administrators

LGT Bank in Liechtenstein

BNP Paribas Fund Administration Services (Ireland) Ltd.

Auditor and reporting accountants

PricewaterhouseCoopers

Swiss legal counsel

Niederer Kraft & Frey

Fees

1.5% management fee and 10% performance fee

Market quote

Quoted and traded daily in USD and CHF on SIX

Listing dates

SIX: CHF: 10 April 1997; USD: 21 January 2002

ISIN/Valor

CH0005092751/509275

Bloomberg

USD: CASND SW (SIX)

Board of directors

Tim Steel (Chairman)

Dr. Konrad Baechinger (Deputy Chairman)

Reto Koller

Dr. André Lagger

Kevin Mathews

Addresses

Castle Alternative Invest AG

Schuetzenstrasse 6, CH-8808 Pfaeffikon SZ, Switzerland

LGT Capital Partners (Ireland) Limited

Third floor 30 Herbert Street, Dublin 2, Ireland

LGT Capital Partners Ltd

Schuetzenstrasse 6, CH-8808 Pfaeffikon SZ, Switzerland

LGT Capital Partners (UK) Ltd

35 Dover Street, London W1S 4NQ, United Kingdom

For further information, please contact

Benedikt Meyer, General Manager, tel. +41 55 415 9710

Pia Skogstrom, Investor Relations, tel. +44 (0) 207 529 0971

email: lgt.cai@lgt.com

Disclaimer

* The NAV of the latest month alone is an estimate. The final NAV will be communicated separately once determined. Please note the above NAV estimate is after estimated costs and fees. This valuation, which has been prepared in good faith by the Company's Administrator and Investment Adviser, is for information purposes only and is based on the unaudited estimated valuations supplied to the Company's Investment Adviser by investee funds, their managers, investment advisers or administrators. When finally determined, the actual month end Net Asset Value may therefore be materially different from this estimated value. Accordingly, no reliance should be placed on such estimated Net Asset Value and it should only be taken as an indicative guide.

This document is for the intended recipient only and may not be passed on or disclosed to any other person. This document is solely for information purposes and does not constitute an offer to sell or an invitation to invest. The information and any opinions contained in this document have been obtained from or are based on sources which are believed to be reliable, but their accuracy cannot be guaranteed. No responsibility can be accepted for any consequential loss from this information. Prospective investors must not rely on this document when considering making an investment.

Performance numbers shown are records of past performance and cannot be relied on as a guide to future performance.

Company structure

Castle Alternative Invest AG ("the Company") is a joint stock corporation established for an indefinite period in the Canton of Schwyz, Switzerland, by deed dated 24 July 1996. The Company was registered in the Commercial Register of the Canton of Schwyz on 30 July 1996. The Company's shares have been listed in Swiss Francs on the SIX Swiss Exchange since 10 April 1997 and in US Dollars since 21 January 2002. On 5 June 2009, they were also listed in US Dollars on the London Stock Exchange. This listing was subsequently cancelled effective 3 March 2014. Since 12 August 2015, the issued share capital of the Company has consisted of 10,756,059 registered shares with a par value of CHF 5.

On 18 May 2015, it was announced that each shareholder would be granted, free of charge, tradable put options: 1 put option per registered share. 30 put options entitled the holder to tender 1 registered share. 351,079 shares were tendered to the Company on 5 June 2015.

On 9 June 2015, the Company started the sixth share buyback for cancellation on a second trading line, as approved at the AGM 2015. A maximum of 724,526 shares can be bought back. This programme was terminated early on 10 May 2016 with the Company buying back 724,526 shares; the maximum number of shares approved.

On 10 May 2016, it was announced that each shareholder would be granted, free of charge, tradable put options: 1 put option per registered share. 30 put options entitled the holder to tender 1 registered share. 315,459 shares were tendered to the Company on 1 June 2016.

On 6 June 2016, the Company started the seventh share buyback for cancellation on a second trading line, as approved at the AGM 2016. A maximum of 649,914 shares can be bought back.

The total number of shares in issue (excluding all of the above holdings) amount to 9,324,197 shares.

Swiss Security Number: 509.275